

# Blackrock Traffic Survey

May 2025

*Blackrock Tidy Towns*

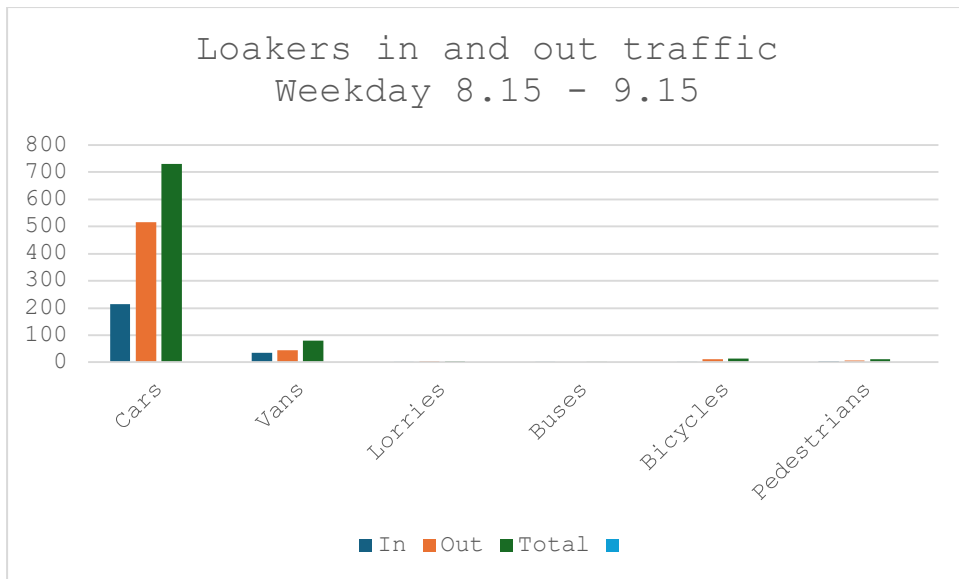


## **Blackrock Traffic Survey**

This survey was carried out in May 2025 by Blackrock Tidy Towns. It was decided to do a comparison between mid-week traffic and Saturday morning traffic movements in and out of Blackrock. Four locations were chosen. These were the main entry/exit points to Blackrock – The Greengates, Sexton's, Felda and The Loakers.

The aim was to have empirical evidence on traffic movements that could be shared with the local community and also the local authorities. There was anecdotal evidence that traffic was very heavy into and out of the village in the morning but this needed to be backed up with factual evidence.

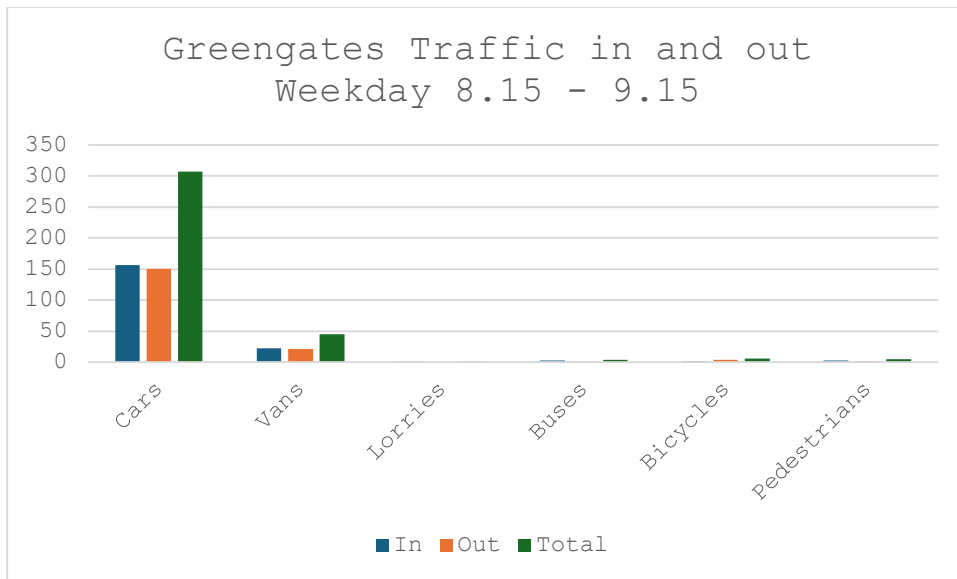
It was decided to carry out the survey at the peak travel time between 08.15 and 09.15 on both days so that a true comparison could be made.



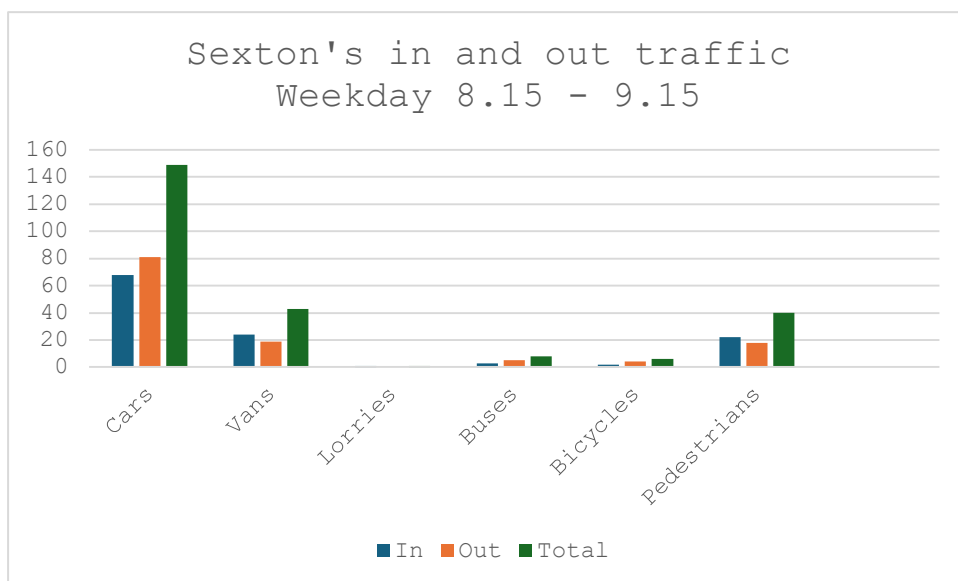
The Loakers is the busiest of the 4 junctions on a weekday morning. Outbound traffic was 562 of which cars accounted for 515 many of which were observed to contain  $\frac{1}{2}$  passengers.

Inbound traffic amounted to 260 of which 215 were cars.

There was a total movement of 842 across all categories.

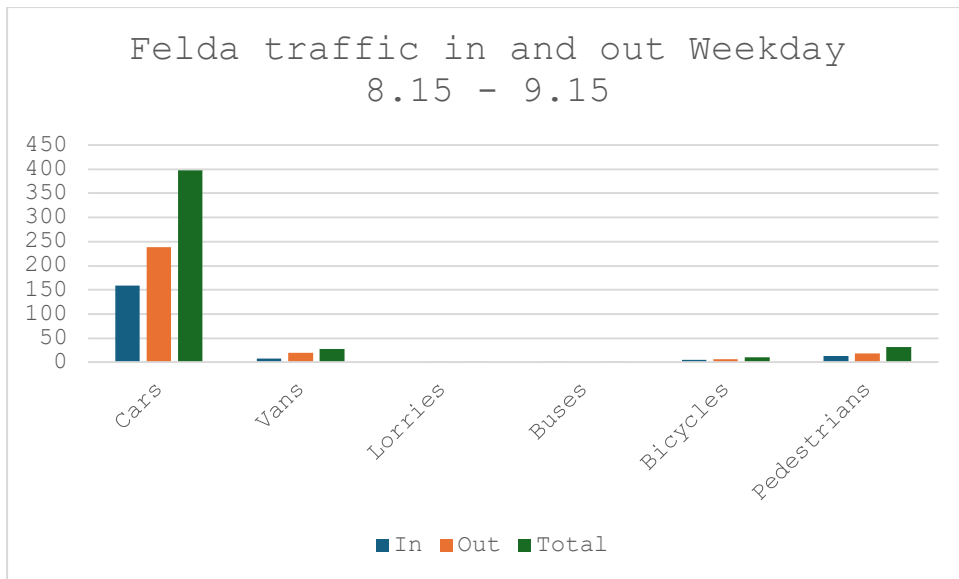


The Greengates had an almost equal volume of inbound & outbound traffic. 179 outbound & 189 inbound. There were 368 traffic movements in total of which 307 were cars. This was an interesting statistic as one would expect there to be more outbound traffic at this time. The amount of inbound traffic might suggest that many vehicle users especially cars are using Blackrock as a shortcut into Dundalk to avoid traffic lights & heavy traffic on the Dublin Road.



Sexton's Junction was also quite busy. There were 346 traffic movements in total of which 283 were cars – 134 outbound & 149 inbound. This was an interesting statistic as quite a number of the inbound cars were going towards St. Francis N.S.

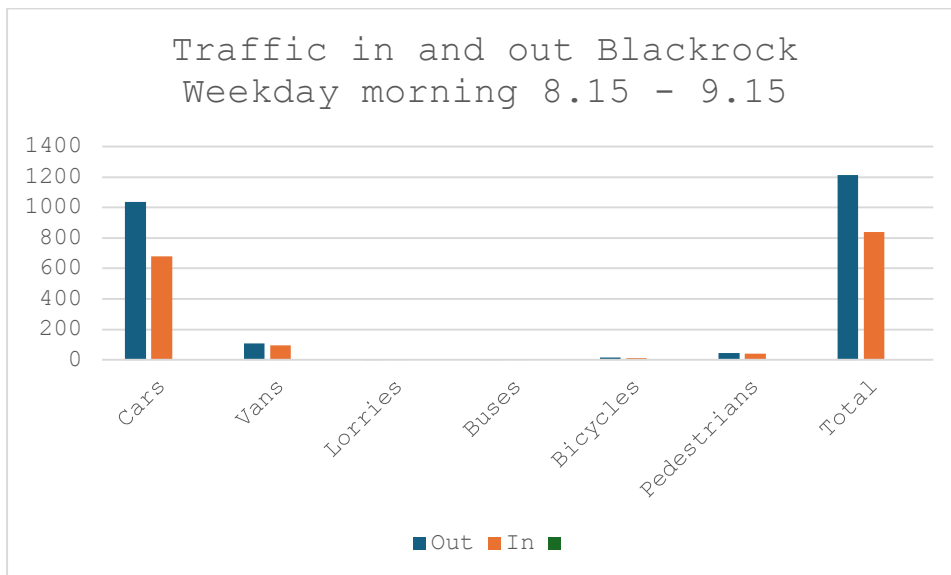
Sexton's Junction also showed the largest number of pedestrian movements. This again was related to people going to & coming from St. Francis N.S.



The Felda junction is the second busiest junction during weekday mornings. There were 470 movements in total of which 284 were outbound & 186 inbound. Cars again dominated – 397 in total.

### Total Traffic in/out Blackrock Weekday 8.15 – 9.15

	In	Out	Total
Cars	680	1037	1717
Vans	97	110	207
Lorries	4	5	9
Buses	3	1	4
Bicycles	13	15	28
Pedestrians	42	46	88
Total	839	1214	2053

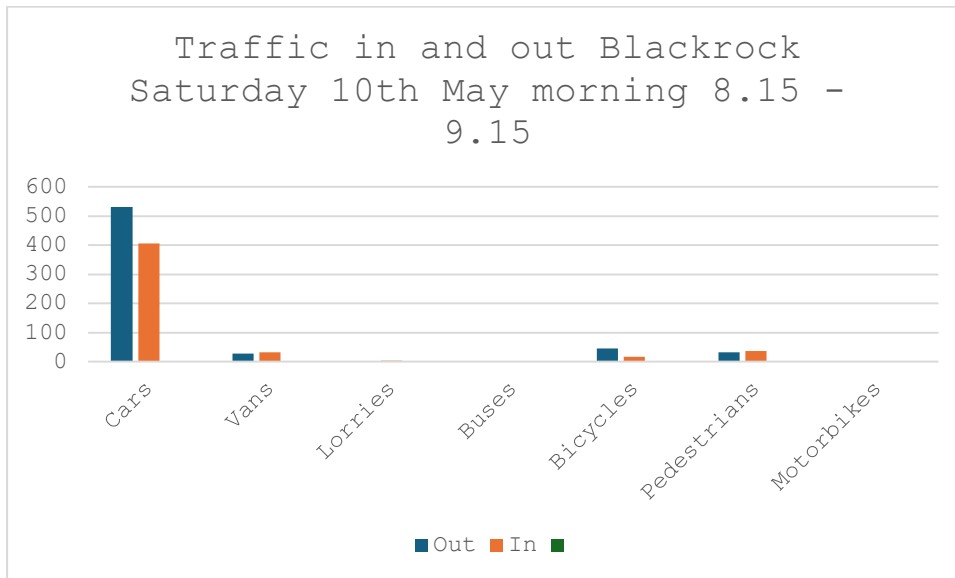


There was a total traffic movement of 2053 in & out of Blackrock on the weekday. It is clear from the above graph that cars dominate the traffic. There were 1214 outbound journeys & 839 inbound journeys.

From the total number of journeys, cars accounted for 1717 of these journeys.

## Total Traffic in/out Blackrock Sat 10<sup>th</sup> May 8.15 – 9.15

	In	Out	Total
Cars	407	530	937
Vans	32	28	60
Buses	0	0	0
Bicycles	17	46	63
Lorries	5	2	7
Motorbikes	3	2	5
Pedestrians	37	33	70
Total	501	641	1142



The figures for Saturday show a marked decrease in the number of journeys into & out of Blackrock. The total number of journeys decreases from 2053 to 1142 - a decrease of 55%.

Car journeys dropped by 55% with a 51% drop in outbound journeys & a 59% drop in inbound journeys.

## Conclusions

1. There are extremely heavy traffic movements in/out of Blackrock during the week. 2053 movements were observed in a one hour period.
2. It is clear that there is heavy reliance on cars.
3. The Loakers experiences the heaviest volumes of traffic as it the main artery into Dundalk. 730 movements in a one hour period.
4. Saturday morning traffic is lighter but still quite heavy. There is a 55% reduction from midweek. The amount of traffic movements in a one hour period is still high at 1142.
5. Cars on Saturday mornings still account for 75% of the traffic movements.
6. Figures relating to sustainable modes of traffic are quite low. From our observations the largest number of pedestrians observed was at Sexton's during the week 40 out of a total of 88. This is a result of a number of families living in Haggardstown & walking to St, Francis N.S.
7. There needs to be a concerted campaign from Blackrock Tidy Towns to encourage more people to avail of public transport. It is also incumbent on the transport authorities to make public transport more accessible & reliable.
8. The planned installation of mobility hubs by Louth County Council should enhance connectivity across the Dundalk area & encourage more people to move to more sustainable travel.